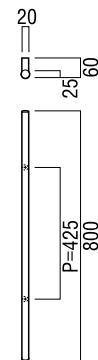
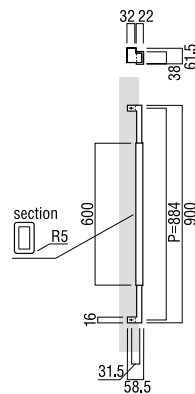
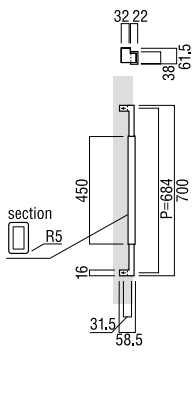




MEDIUM ENTRY PULLS *by Elmes of Japan*



T626

base material
Uniwood (Antibacterial Compressed Wood) & Stainless Steel

available finish
Uni-Wood Brown & Polished
Stainless (B)
Uni-Wood Black & Polished
Stainless (BL)

available sizes (mm)
Length 700, Centres 648
Length 900, Centres 884

fixing hole sizes
Door 8mm, Glass 12mm

specification code
T626 - 700 - finish
T626 - 900 - finish

G52

base material
Uniwood (Antibacterial Compressed Wood) & Stainless Steel

available finish
Uni-Wood Brown & Hairline
Stainless (B)

available sizes (mm)
Length 600, Centres 425
Length 800, Centres 425
Length 1200, Centres 800

fixing hole sizes
Door 10mm, Glass 16mm

specification code
G52 - 600 - B
G52 - 800 - B
G52 - 1200 - B

G720

base material
Stainless Steel, Brass, Aluminium,
Uniwood (Antibacterial Compressed Wood)

available finish
Hairline Stainless Steel (H)
Polished Stainless (PS)
Polished Brass (BR)
Anodized Umber (AU)
Anodized Black (AB)
Uni-Wood Brown & Polished
Stainless legs (UB)

available sizes (mm)
Length 800, Centres 425

fixing hole sizes
Door 8mm, Glass 12mm

specification code
G720 - 800 - finish